oBIs STOCK

Online Business Insights Service

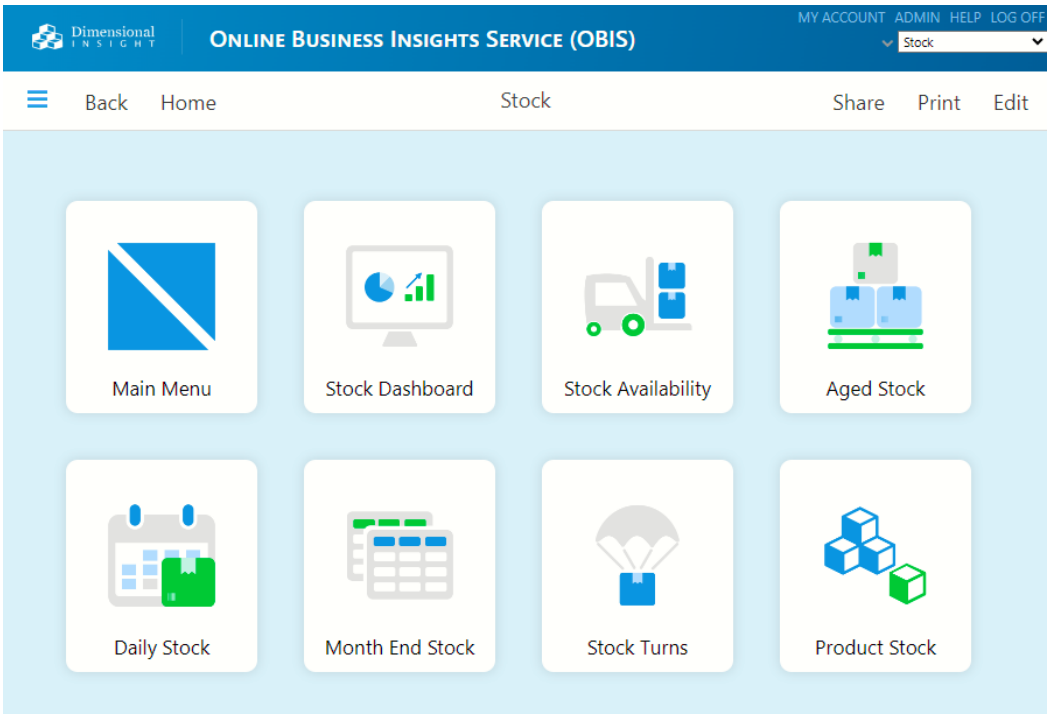

STOCK AVAILABILITY, AGED STOCK, MONTH END VALUES & STOCK TURNS

The Stock submenu offers critical information about your stock availability, with filters and ad hoc analysis making it easy to dive into the important details of how your stock is working for your business, by location and item classification. Charts and indicators make it easy to track values over time.

We deliver complex calculations on Days Cover, SKUs out of stock and key metrics such as GMROII and Stock Turns, on top of ageing information and ME stock valuations plus QOH. We need to gather all your stock transactions in date order from an agreed starting point, to deliver a full and accurate stock picture on a daily basis.

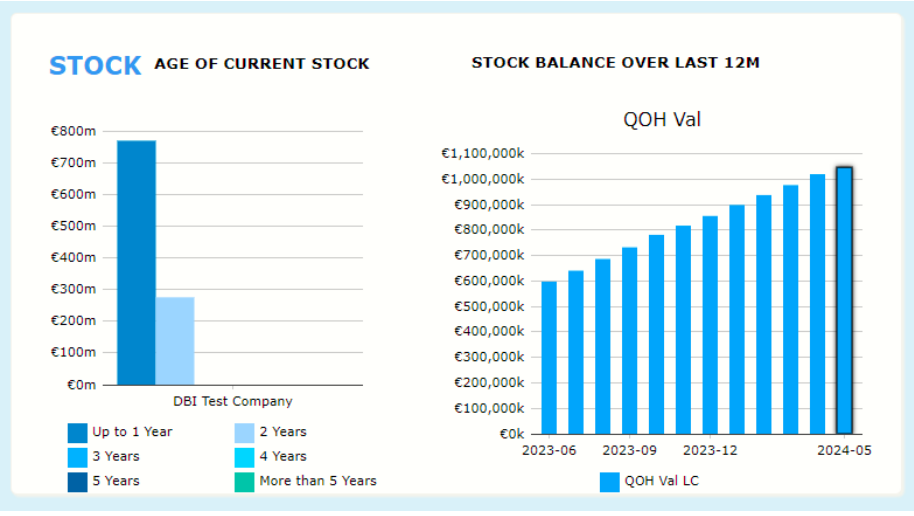

DBI Dynamic Business Informatics

Powered by DIVER® PLATFORM

oBIs STOCK

Online Business Insights Service

PRODUCT PROFILING, AVERAGE SALES AND ORDER QUANTITIES

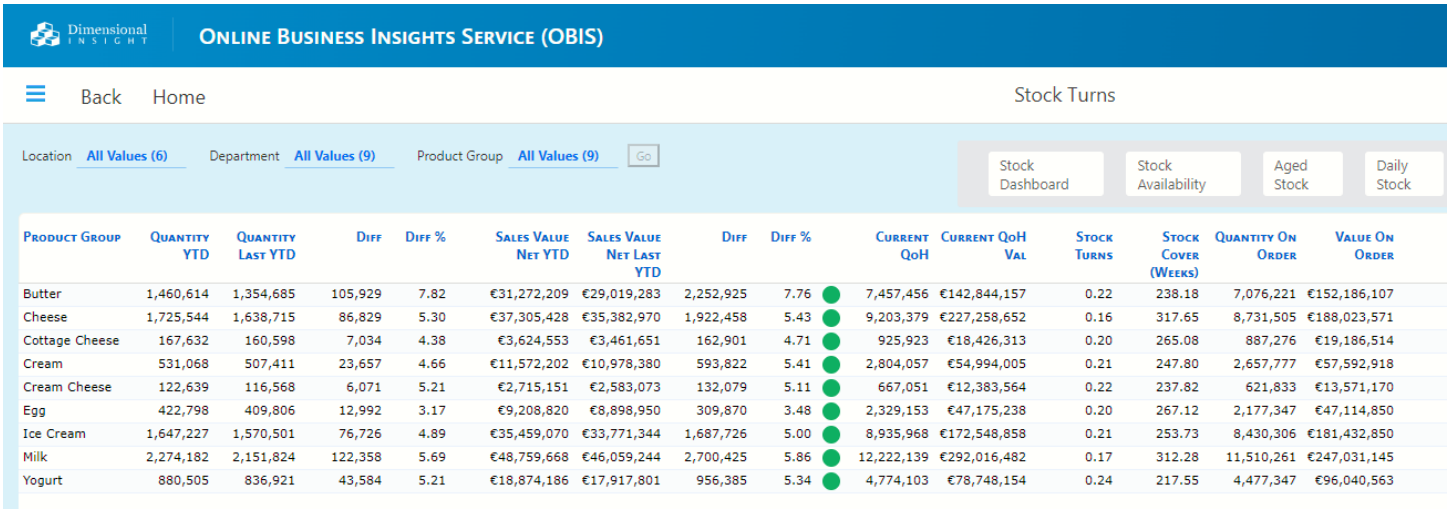

Dimensional INSIGHT | ONLINE BUSINESS INSIGHTS SERVICE (OBIS)

Back Home Stock Turns

Location All Values (6) Department All Values (9) Product Group All Values (9) Go

Stock Dashboard | Stock Availability | Aged Stock | Daily Stock

Product Group	Quantity YTD	Quantity Last YTD	Diff	Diff %	Sales Value Net YTD	Sales Value Net Last YTD	Diff	Diff %	Current QoH	Current QoH Val	Stock Turns	Stock Cover (Weeks)	Quantity On Order	Value On Order
Butter	1,460,614	1,354,685	105,929	7.82	€31,272,209	€29,019,283	2,252,925	7.76	7,457,456	€142,844,157	0.22	238.18	7,076,221	€152,186,107
Cheese	1,725,544	1,638,715	86,829	5.30	€37,305,428	€35,382,970	1,922,458	5.43	9,203,379	€227,258,652	0.16	317.65	8,731,505	€188,023,571
Cottage Cheese	167,632	160,598	7,034	4.38	€3,624,553	€3,461,651	162,901	4.71	925,923	€18,426,313	0.20	265.08	887,276	€19,186,514
Cream	531,068	507,411	23,657	4.66	€11,572,202	€10,978,380	593,822	5.41	2,804,057	€54,994,005	0.21	247.80	2,657,777	€57,592,918
Cream Cheese	122,639	116,568	6,071	5.21	€2,715,151	€2,583,073	132,079	5.11	667,051	€12,383,564	0.22	237.82	621,833	€13,571,170
Egg	422,798	409,806	12,992	3.17	€9,208,820	€8,898,950	309,870	3.48	2,329,153	€47,175,238	0.20	267.12	2,177,347	€47,114,850
Ice Cream	1,647,227	1,570,501	76,726	4.89	€35,459,070	€33,771,344	1,687,726	5.00	8,935,968	€172,548,858	0.21	253.73	8,430,306	€181,432,850
Milk	2,274,182	2,151,824	122,358	5.69	€48,759,668	€46,059,244	2,700,425	5.86	12,222,139	€292,016,482	0.17	312.28	11,510,261	€247,031,145
Yogurt	880,505	836,921	43,584	5.21	€18,874,186	€17,917,801	956,385	5.34	4,774,103	€78,748,154	0.24	217.55	4,477,347	€96,040,563

Profiling your products in a unique way that dynamically categorises each one in terms of the sales delivered to you over a selected period of time, and grouping into 5 classes, immediately highlights which products deliver the most revenue and which deliver little or nothing.

This process helps you re-evaluate where to focus your efforts to maximise sales and minimise costs. You can set the parameters for the length of the classification period to suit your needs.

When we combine this information with stock availability, quantities on order and stock turns, it is very quickly evident if you are holding large volumes of particular items that are slow-moving or not selling at all, and allow you to spot where automated repeat ordering processes might be adding to the problem.

By allowing filtering on Departments and Product Groups you can also more easily manage seasonal stock trends, as well as keeping a tight rein on your overall stock levels.

OBIS Stock module combines insights from Sales, Purchasing and Product Profiling to make it much easier for you to get the best out of your inventory.

Getting a detailed understanding of what is happening at inventory level is one of the quickest ways of growing your business, by making sure that you act quickly to replenish top sellers, and monitor slow movers to prevent stock stagnation. Stock on the shelves long-term is an alert to take action now.

Dynamic Business Informatics

14 Mellifont Avenue, Dun Laoghaire, Dublin, A96 P8W6.

Tel: +353 -1-230-2022 or +353-67-43309

Email: diversupport@dbinform.com Web: www.dbinform.com

About Dynamic Business Informatics

DBI is a leading developer of integrated business intelligence and performance management solutions using the Diver Platform. Our mission is to make organisational data accessible and usable so everyone from analysts to line of business users can get the information they need to make informed, data-driven decisions.

DBI Dynamic Business Informatics

Powered by DIVER® PLATFORM